

Find Sums on an Addition Table

Essential Question How do you find sums on an addition table?

Model and Draw

$3 + 4 = ?$


The sum for $3 + 4$ is found where row 3 and column 4 meet.

| | | | | | | |
|---|---|--------|---|---|---|--|
| | | column | | | | |
| + | 0 | 1 | 2 | 3 | 4 | |
| 0 | 0 | 1 | 2 | 3 | 4 | |
| 1 | 1 | 2 | 3 | 4 | 5 | |
| 2 | 2 | 3 | 4 | 5 | 6 | |
| 3 | 3 | 4 | 5 | 6 | 7 | |
| 4 | 4 | 5 | 6 | 7 | 8 | |

row →

$3 + 4 = \underline{7}$

Share and Show



- Write the missing sums in the addition table.

| | | | | | | | | | | | |
|----|---|----|----|----|----|----|----|----|----|----|----|
| + | 0 | 1 | 2 | 3 | 4 | 5 | 6 | 7 | 8 | 9 | 10 |
| 0 | 0 | 1 | 2 | 3 | 4 | 5 | 6 | | | 9 | |
| 1 | 1 | 2 | 3 | 4 | 5 | 6 | | | 9 | | 11 |
| 2 | 2 | 3 | 4 | 5 | 6 | | | 9 | | 11 | 12 |
| 3 | 3 | 4 | 5 | 6 | | | 9 | | 11 | 12 | 13 |
| 4 | 4 | 5 | 6 | | | 9 | | 11 | 12 | 13 | 14 |
| 5 | 5 | 6 | | | 9 | | 11 | 12 | 13 | 14 | 15 |
| 6 | 6 | | | 9 | | 11 | 12 | 13 | 14 | 15 | 16 |
| 7 | | | 9 | | 11 | 12 | 13 | 14 | 15 | 16 | 17 |
| 8 | | 9 | | 11 | 12 | 13 | 14 | 15 | 16 | 17 | 18 |
| 9 | 9 | | 11 | 12 | 13 | 14 | 15 | 16 | 17 | 18 | 19 |
| 10 | | 11 | 12 | 13 | 14 | 15 | 16 | 17 | 18 | 19 | 20 |

Math Talk Describe a pattern in the addition table.



On Your Own

2. Write the missing sums in the addition table.

| + | 0 | 1 | 2 | 3 | 4 | 5 | 6 | 7 | 8 | 9 | 10 |
|----|----|----|----|----|----|----|----|----|----|----|----|
| 0 | 0 | 1 | 2 | 3 | 4 | 5 | 6 | 7 | 8 | 9 | 10 |
| 1 | 1 | 2 | 3 | 4 | 5 | 6 | 7 | 8 | 9 | 10 | |
| 2 | 2 | 3 | 4 | 5 | 6 | 7 | 8 | 9 | 10 | | 12 |
| 3 | 3 | 4 | 5 | 6 | 7 | 8 | 9 | 10 | | 12 | |
| 4 | 4 | 5 | 6 | 7 | 8 | 9 | 10 | | 12 | | |
| 5 | 5 | 6 | 7 | 8 | 9 | 10 | | 12 | | | 15 |
| 6 | 6 | 7 | 8 | 9 | 10 | | 12 | | | 15 | 16 |
| 7 | 7 | 8 | 9 | 10 | | 12 | | | 15 | 16 | 17 |
| 8 | 8 | 9 | 10 | | 12 | | | 15 | 16 | 17 | 18 |
| 9 | 9 | 10 | | 12 | | | 15 | 16 | 17 | 18 | 19 |
| 10 | 10 | | 12 | | | 15 | 16 | 17 | 18 | 19 | 20 |

PROBLEM SOLVING

REAL WORLD

Solve. Write or draw to explain.

3. Natasha has 13 apples. Some apples are red and some are green. She has more red apples than green apples. How many red apples and how many green apples could she have?



TAKE HOME ACTIVITY • Ask your child to explain how to use the addition table to find the sum of $8 + 6$.


Estimate Sums: 2-Digit Addition

Essential Question How can you estimate the sum of two 2-digit numbers?

Model and Draw

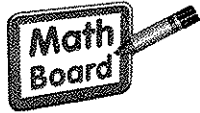
Estimate the sum of $24 + 38$.

Find the nearest ten for each number.



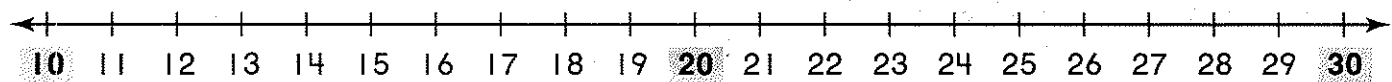
$$\underline{20} + \underline{40} = \underline{60}$$

An estimate of the sum is 60.

Share and Show

Find the nearest ten for each number.

I. Estimate the sum of $18 + 29$.



Add the tens to estimate.

$$\underline{\quad} + \underline{\quad} = \underline{\quad}$$

An estimate of the sum is .



Math Talk How did you know which ten is nearest to 18?

On Your Own

Find the nearest ten for each number.

Add the tens to estimate.

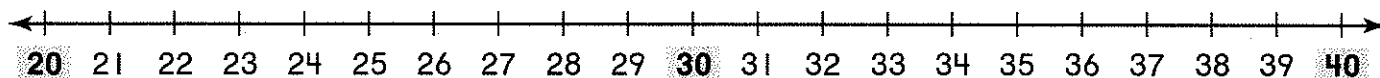
2. Estimate the sum of $13 + 28$.



$$\underline{\quad\quad} + \underline{\quad\quad} = \underline{\quad\quad}$$

An estimate of the sum is .

3. Estimate the sum of $31 + 22$.



$$\underline{\quad\quad} + \underline{\quad\quad} = \underline{\quad\quad}$$

An estimate of the sum is .

PROBLEM SOLVING

REAL WORLD

Solve. Write or draw to explain.

4. Mark has 34 pennies. Emma has 47 pennies.

About how many pennies do they have altogether?

about pennies



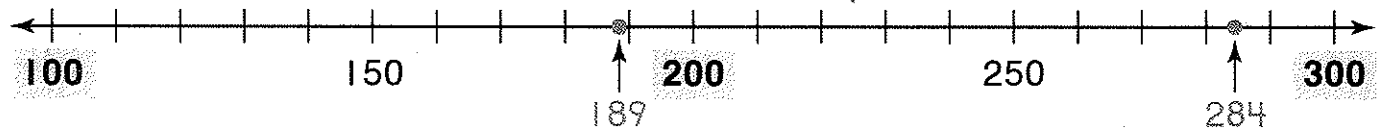
TAKE HOME ACTIVITY • Ask your child to use the number line for Exercise 2 and describe how to estimate the sum of $27 + 21$.

Estimate Sums: 3-Digit Addition

Essential Question How can you estimate the sum of two 3-digit numbers?


Model and Draw

Estimate the sum of $189 + 284$.
Find the nearest hundred for each number.




$$\underline{200} + \underline{300} = \underline{500}$$

An estimate of the sum is 500.

Share and Show


Find the nearest hundred for each number.
Add the hundreds to estimate.

1. Estimate the sum of $229 + 386$.



$$\underline{\quad\quad} + \underline{\quad\quad} = \underline{\quad\quad}$$

An estimate of the sum is _____.




Math Talk How do you know which two hundreds a 3-digit number is between?

On Your Own

Find the nearest hundred for each number.
Add the hundreds to estimate.

2. Estimate the sum of $324 + 218$.



$$\underline{\quad\quad\quad} + \underline{\quad\quad\quad} = \underline{\quad\quad\quad}$$

An estimate of the sum is .

3. Estimate the sum of $468 + 439$.



$$\underline{\quad\quad\quad} + \underline{\quad\quad\quad} = \underline{\quad\quad\quad}$$

An estimate of the sum is .

PROBLEM SOLVING

Solve. Write or draw to explain.

4. There are 375 yellow fish and 283 blue fish swimming around a coral reef. About how many fish are there altogether?

about fish



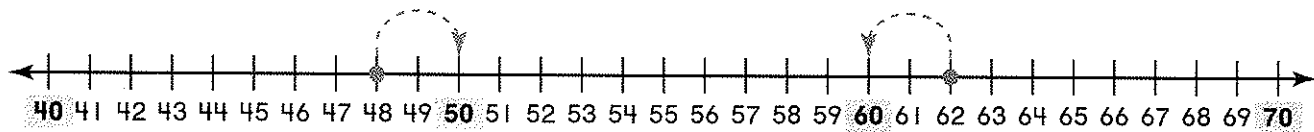
TAKE HOME ACTIVITY • Ask your child to use the number line for Exercise 2 and describe how to estimate the sum of $215 + 398$.

Estimate Differences: 2-Digit Subtraction

Essential Question How can you estimate the difference of two 2-digit numbers?

Model and Draw

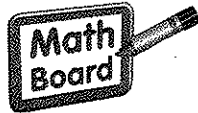
Estimate the difference of $62 - 48$.
Find the nearest ten for each number.



$$\underline{60} - \underline{50} = \underline{10}$$

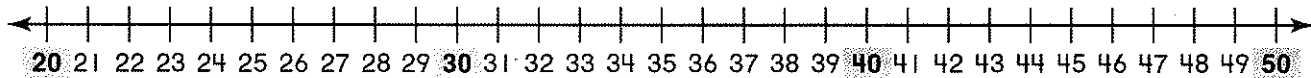
An estimate of the difference is 10.

Share and Show



Find the nearest ten for each number.
Subtract the tens to estimate.

1. Estimate the difference of $42 - 29$.



$$\underline{\quad} - \underline{\quad} = \underline{\quad}$$

An estimate of the difference is _____.

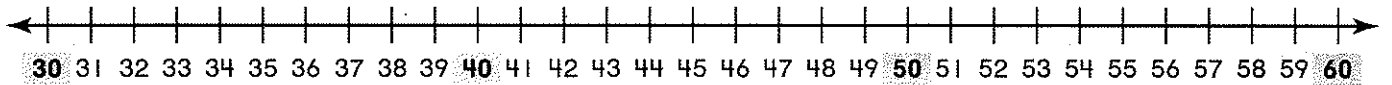


Math Talk How do you know which two tens a number is between?

On Your Own

Find the nearest ten for each number.
Subtract the tens to estimate.

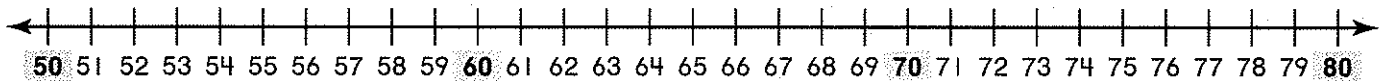
2. Estimate the difference of $51 - 39$.



$$\underline{\quad\quad} - \underline{\quad\quad} = \underline{\quad\quad}$$

An estimate of the difference is _____.

3. Estimate the difference of $79 - 56$.



$$\underline{\quad\quad} - \underline{\quad\quad} = \underline{\quad\quad}$$

An estimate of the difference is _____.

PROBLEM SOLVING

Solve. Write or draw to explain.

4. A farmer has 91 cows. 58 of the cows are in the barn. About how many of the cows are not in the barn?

about _____ cows



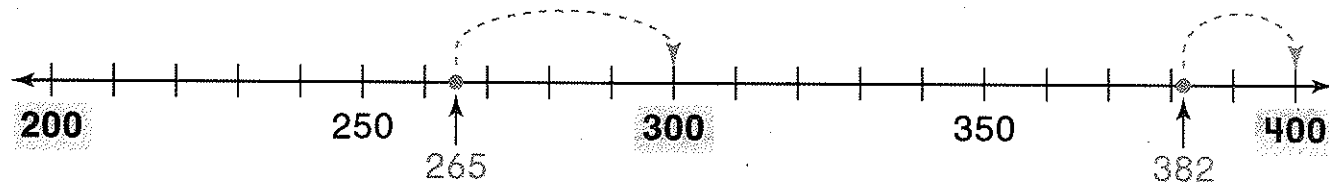
TAKE HOME ACTIVITY • Ask your child to use the number line for Exercise 2 and describe how to estimate the difference of $57 - 41$.

Estimate Differences: 3-Digit Subtraction

Essential Question How can you estimate the difference of two 3-digit numbers?

Model and Draw


Estimate the difference of $382 - 265$.
Find the nearest hundred for each number.



$$\underline{400} - \underline{300} = \underline{100}$$

An estimate of the difference is 100.

Share and Show




Find the nearest hundred for each number.
Subtract the hundreds to estimate.

1. Estimate the difference of $674 - 590$.



$$\underline{\quad\quad\quad} - \underline{\quad\quad\quad} = \underline{\quad\quad\quad}$$

An estimate of the difference is _____.

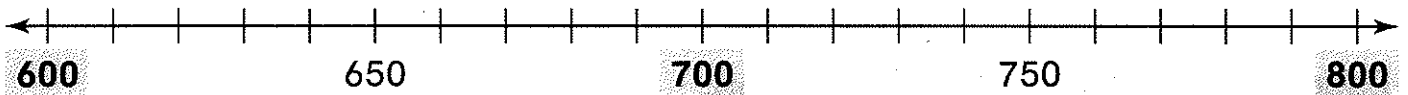


Math Talk How did you know which hundred is nearest to 674?

On Your Own

Find the nearest hundred for each number.
Subtract the hundreds to estimate.

2. Estimate the difference of $791 - 612$.



$$\underline{\quad\quad\quad} - \underline{\quad\quad\quad} = \underline{\quad\quad\quad}$$

An estimate of the difference is _____.

3. Estimate the difference of $487 - 309$.



$$\underline{\quad\quad\quad} - \underline{\quad\quad\quad} = \underline{\quad\quad\quad}$$

An estimate of the difference is _____.

PROBLEM SOLVING

REAL WORLD

Solve. Write or draw to explain.

4. A mail carrier had 819 letters to deliver.
Then she delivered 687 letters. About how
many letters does she still have to deliver?

about _____ letters



TAKE HOME ACTIVITY • Ask your child to use the number line for Exercise 2 and describe how to estimate the difference of $786 - 611$.

Order 3-Digit Numbers

Essential Question: How does place value help you order 3-digit numbers?

Model and Draw

You can order 249, 418, and 205 from least to greatest. First, compare the **hundreds**. Next, compare the tens and then the ones, if needed.


| Hundreds | Tens | Ones |
|----------|------|------|
| 2 | 4 | 9 |
| 4 | 1 | 8 |
| 2 | 0 | 5 |

I compare the hundreds. 249 and 205 are both less than 418.

Which is less, 249 or 205? I compare the tens. 205 is less than 249, so 205 is the least.

$$\begin{array}{c} \underline{205} \\ \text{least} \end{array} < \begin{array}{c} \underline{249} \\ \end{array} < \begin{array}{c} \underline{418} \\ \text{greatest} \end{array}$$

Share and Show



Write the numbers in order from least to greatest.

1.


| | | |
|---|---|---|
| 6 | 7 | 2 |
| 5 | 1 | 5 |
| 5 | 3 | 2 |

_____ < _____ < _____

2.

| | | |
|---|---|---|
| 7 | 8 | 7 |
| 6 | 8 | 3 |
| 5 | 6 | 4 |

_____ < _____ < _____



Math Talk Do you always need to compare the ones digits when you order numbers? Explain.

On Your Own

Write the numbers in order from least to greatest.

3.

| |
|-----|
| 359 |
| 715 |
| 608 |

_____ < _____ < _____

4.

| |
|-----|
| 959 |
| 915 |
| 908 |

_____ < _____ < _____

5.

| |
|-----|
| 343 |
| 341 |
| 348 |

_____ < _____ < _____

6.

| |
|-----|
| 165 |
| 746 |
| 764 |

_____ < _____ < _____

PROBLEM SOLVING REAL WORLD

7. Brenda, Jean, and Pam play a video game. Brenda scores the highest. Jean scores the lowest.

| | |
|--------|-----|
| Brenda | 863 |
| Jean | 767 |
| Pam | ? |

On the line, write a 3-digit number that could be Pam's score.

767 < _____ < 863



TAKE HOME ACTIVITY • Write three 3-digit numbers. Have your child tell you how to order the numbers from least to greatest.

Name _____

✓ Checkpoint


Concepts and Skills

1. Write the missing sums in the addition table.

| | | | | | | | | | | | |
|---|---|---|---|---|---|---|----|----|----|----|----|
| + | 0 | 1 | 2 | 3 | 4 | 5 | 6 | 7 | 8 | 9 | 10 |
| 0 | 0 | 1 | 2 | 3 | 4 | 5 | | 7 | | 9 | |
| 1 | 1 | 2 | 3 | 4 | 5 | | 7 | | 9 | | 11 |
| 2 | 2 | 3 | 4 | 5 | | 7 | | 9 | | 11 | 12 |
| 3 | 3 | 4 | 5 | | 7 | | 9 | | 11 | 12 | 13 |
| 4 | 4 | 5 | | 7 | | 9 | | 11 | 12 | 13 | 14 |
| 5 | 5 | | 7 | | 9 | | 11 | 12 | 13 | 14 | 15 |

Find the nearest ten.

2. Estimate the sum of 24 and 36.



_____ + _____ = _____

An estimate of the sum is _____.

Find the nearest hundred.

3. Estimate the sum of 285 and 122.

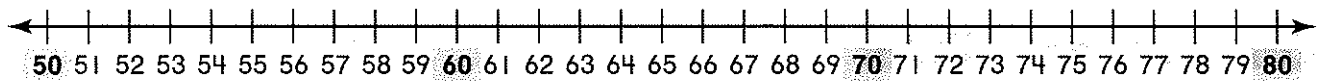


_____ + _____ = _____

An estimate of the sum is _____.

Find the nearest ten.

4. Estimate the difference of $72 - 59$.

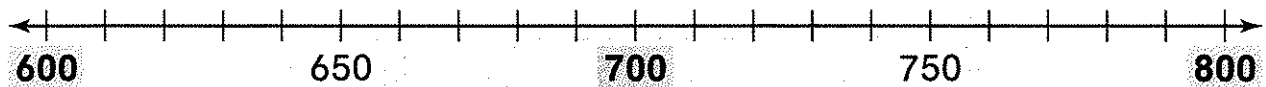


$$\underline{\quad\quad} - \underline{\quad\quad} = \underline{\quad\quad}$$

An estimate of the difference is _____.

Find the nearest hundred.

5. Estimate the difference of 792 and 619.



$$\underline{\quad\quad} - \underline{\quad\quad} = \underline{\quad\quad}$$

An estimate of the difference is _____.

6. Which of the following numbers will make this true?

$$350 < 413 < \underline{\quad\quad\quad}$$

- 403
- 398
- 430
- 331

Name _____

Equal Groups of 2

Essential Question: How can you find the total number in equal groups of 2?

Model and Draw

The pet store has 3 fishbowls in the window. There are 2 goldfish in each bowl. How many goldfish are there in all?


I can count the equal groups by twos—2, 4, 6—to find how many in all.

Make 3 groups of 2 counters.



3 groups of 2 is 6 in all.

Share and Show



Complete the sentence to show how many in all.

1.



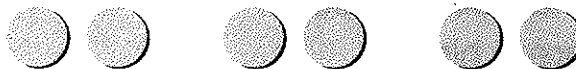
_____ groups of _____ is _____ in all.

2.



_____ groups of _____ is _____ in all.

3.



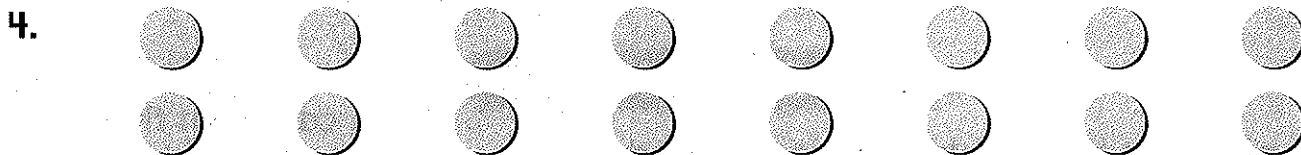
_____ groups of _____ is _____ in all.




Math Talk How can you use counters to find $2 + 2 + 2 + 2 + 2$?

On Your Own


Complete the sentence to show how many in all.



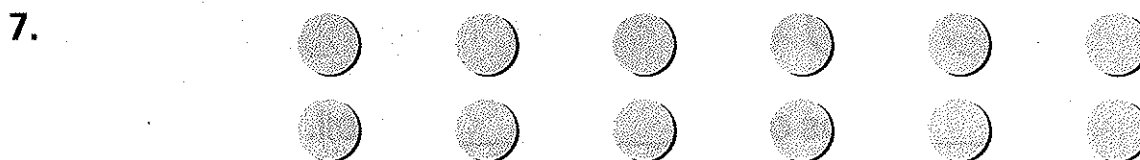
_____ groups of _____ is _____ in all.



_____ groups of _____ is _____ in all.



_____ groups of _____ is _____ in all.



_____ groups of _____ is _____ in all.

PROBLEM SOLVING

REAL WORLD

Solve. Write or draw to explain.

8. Coach Baker keeps 2 basketballs in each bin. There are 5 bins. How many basketballs are stored in the bins?

_____ basketballs





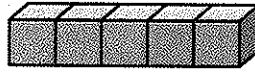
TAKE HOME ACTIVITY • Have your child draw groups of two Xs and tell you how to find how many there are in all.

Equal Groups of 5

Essential Question: How can you find the total number in equal groups of 5?

Model and Draw

Luke made 3 cube trains. He connected 5 cubes in each train. How many cubes did he use in all?




Make 3 groups of 5 cubes.

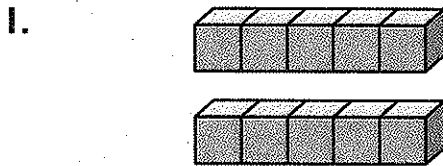
I can count the equal groups by fives—5, 10, 15—to find how many in all.

3 groups of 5 is 15 in all.

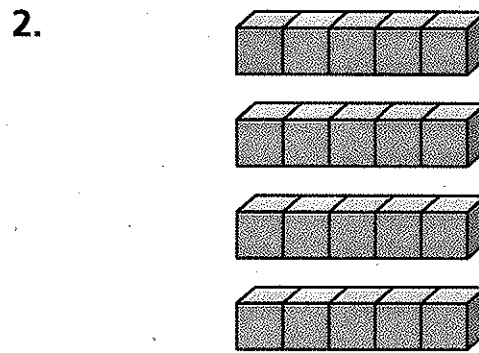
Share and Show



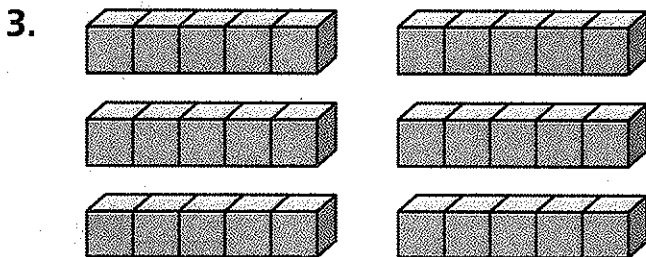
Complete the sentence to show how many in all.




_____ groups of _____ is _____ in all.



_____ groups of _____ is _____ in all.



_____ groups of _____ is _____ in all.

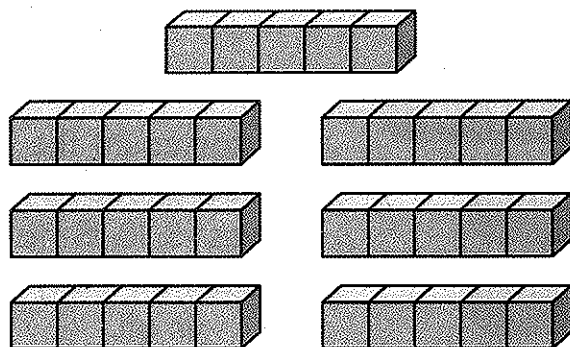


Math Talk How can you use addition to find how many in all in Exercise 2?

On Your Own

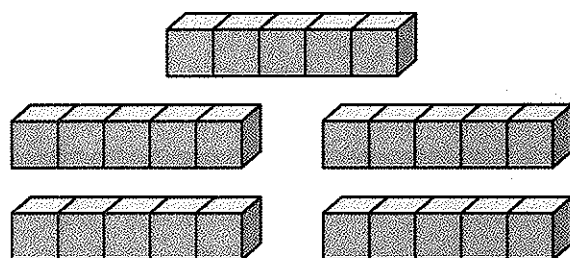
Complete the sentences to show how many in all.

4.



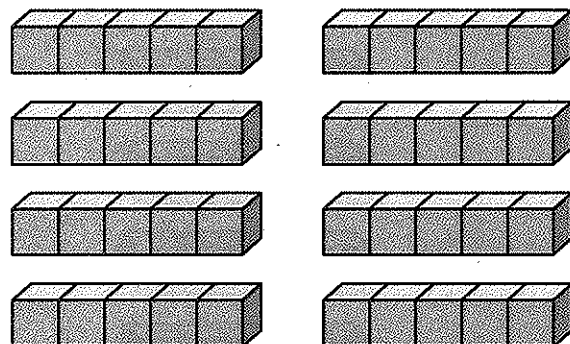
_____ groups of _____ is _____ in all.

5.



_____ groups of _____ is _____ in all.

6.



_____ groups of _____ is _____ in all.

PROBLEM SOLVING

REAL WORLD

Solve. Write or draw to explain.

7. Gina fills 6 pages of her photo album. She puts 5 photos on each page. How many photos does Gina put in her album?

_____ photos



TAKE HOME ACTIVITY • Place your hands next to your child's hands. Ask how many groups of 5 fingers. Have your child tell you how to find how many in all. How many fingers in all?

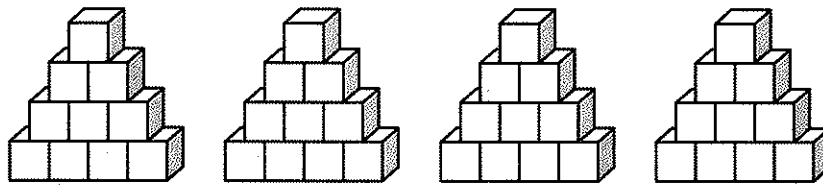
Equal Groups of 10

Essential Question: How can you find the total number in equal groups of 10?

Model and Draw

There are 4 packs of juice. Each pack has 10 juice boxes. How many juice boxes are there in all?


Make 4 groups of 10 cubes.



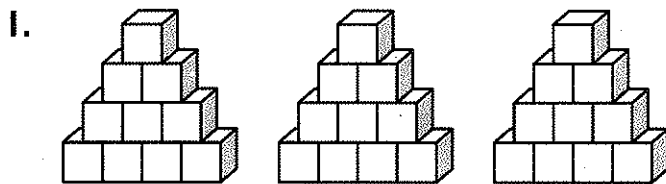
4 groups of 10 is 40 in all.

I can count the equal groups by tens—10, 20, 30, 40—to find how many in all.

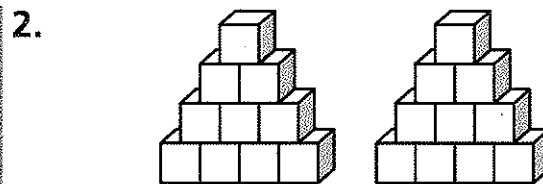
Share and Show



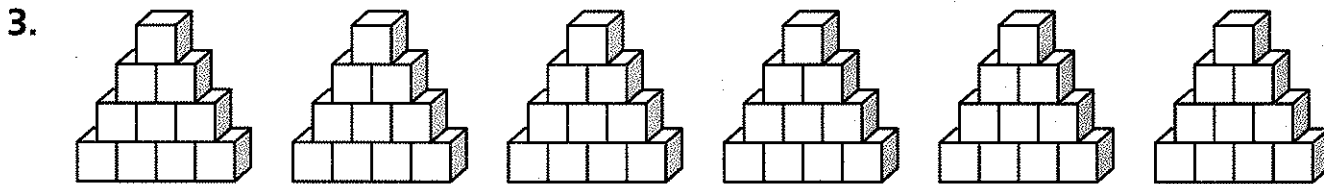
Complete the sentence to show how many in all.



_____ groups of _____ is _____ in all.



_____ groups of _____ is _____ in all.



_____ groups of _____ is _____ in all.

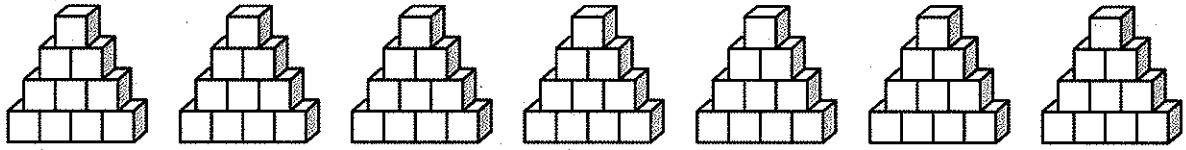
Math Talk How many groups of ten are in 70? Explain.



On Your Own

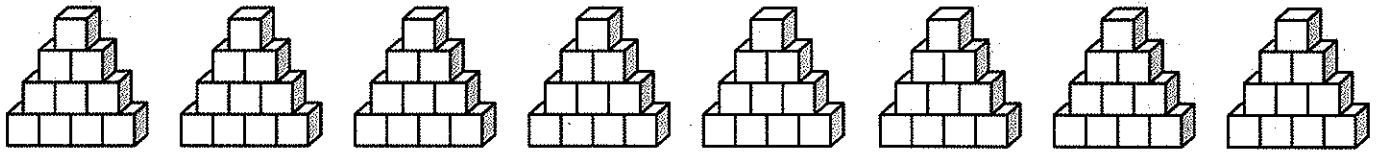
Complete the sentence to show how many in all.

4.



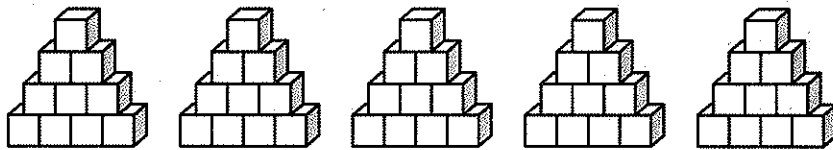
_____ groups of _____ is _____ in all.

5.



_____ groups of _____ is _____ in all.

6.



_____ groups of _____ is _____ in all.

PROBLEM SOLVING

REAL WORLD

Solve. Write or draw to explain.

7. To count his pennies, Travis puts 10 pennies in a stack. He makes 4 stacks. How many pennies does Travis have?

_____ pennies



TAKE HOME ACTIVITY • Give your child 30 pieces of macaroni or other small objects. Have your child make groups of 10. Ask how many groups there are. Ask your child to tell you how to find how many in all. How many pieces in all?

Name _____

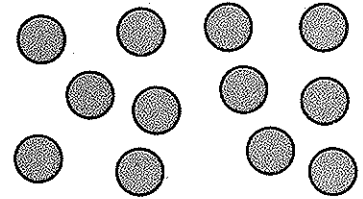
Size of Shares

Essential Question How can you place items in equal groups?

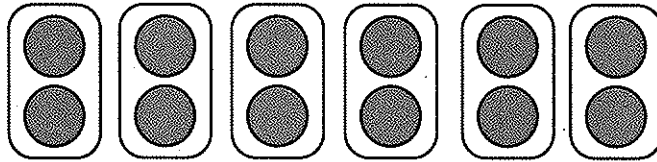
Model and Draw

When you **divide**, you place items in equal groups.

Joel has 12 carrots. There are 6 rabbits. Each rabbit gets the same number of carrots. How many carrots does each rabbit get?



Place 12 counters in 6 equal groups.



2


counters in each group

So, each rabbit gets

2

carrots.

Share and Show




Use counters. Draw to show your work.
Write how many in each group.

- Place 10 counters in 2 equal groups.

_____ counters in each group

- Place 6 counters in 3 equal groups.

_____ counters in each group



Math Talk How did you know how many counters to place in each group for Exercise 2?

On Your Own

Use counters. Draw to show your work.
Write how many in each group.

3. Place 9 counters in 3 equal groups.

_____ counters in each group

4. Place 12 counters in 2 equal groups.

_____ counters in each group

5. Place 16 counters in 4 equal groups.

_____ counters in each group

PROBLEM SOLVING

REAL WORLD

Solve. Draw to show your work.

6. Mrs. Peters divides 6 orange slices between 2 plates. She wants to have 4 orange slices on each plate. How many more orange slices does she need?

_____ more orange slices



TAKE HOME ACTIVITY • Ask your child to place 15 pennies into 3 equal groups, and then tell how many pennies are in each group.

Name _____

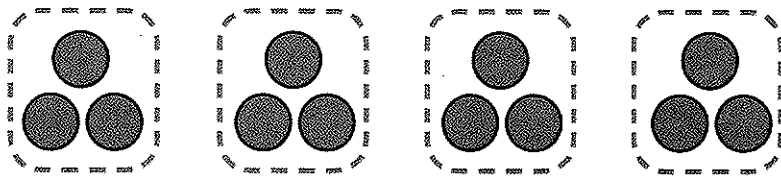
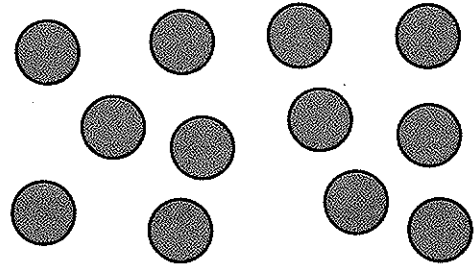
Number of Equal Shares

Essential Question How can you find the number of equal groups that items can be placed into?

Model and Draw

There are 12 cookies. 3 cookies fill a snack bag. How many snack bags can be filled?


Place 12 counters in groups of 3.



_____ groups

So, _____ snack bags can be filled.

Share and Show




Use counters. Draw to show your work.
Write how many groups.

1. Place 8 counters in groups of 4.

_____ groups

2. Place 10 counters in groups of 2.

_____ groups



Math Talk Describe how you could find the number of groups of 2 you could make with 12 counters.

On Your Own

Use counters. Draw to show your work.
Write how many groups.

3. Place 4 counters in groups of 2.

_____ groups

4. Place 12 counters in groups of 4.

_____ groups

5. Place 15 counters in groups of 3.

_____ groups

PROBLEM SOLVING REAL WORLD

Draw to show your work.

6. Some children want to play a board game. There are 16 game pieces. Each player needs to have 4 pieces. How many children can play?

_____ children



TAKE HOME ACTIVITY • Use small items such as pennies or cereal. Have your child find out how many groups of 5 are in 20.

Solve Problems with Equal Shares

Essential Question: How can you solve word problems that involve equal shares?

Model and Draw

You can draw a picture to help you solve problems with equal shares.

There are 10 marbles in each bag.
How many marbles are in 3 bags?



3 groups of 10 is 30 in all.

There are 30 marbles.

Share and Show



Solve. Draw or write to show what you did.

1. There are 5 oranges in each sack. How many oranges are in 4 sacks?

_____ oranges

2. Sandy can plant 2 seeds in a pot. How many pots will Sandy need in order to plant 6 seeds?

_____ pots



Math Talk Explain how you solved Exercise 2.

On Your Own

Solve. Draw to show what you did.

3. Ben gives each friend 2 crackers.
How many crackers does he need
for 6 friends?

_____ crackers

4. Mrs. Green can pack 5 books in
a box. How many boxes will she
need in order to pack 15 books?

_____ boxes

PROBLEM SOLVING

REAL WORLD

5. Franco used 12 connecting cubes
to build towers. All the towers are
the same height. Draw a picture
to show the towers he could
have built.



TAKE HOME ACTIVITY • Ask your child to make up a word problem about 3 boxes of toys with 3 toys in each box. Have your child tell you how to solve the problem.

Name _____

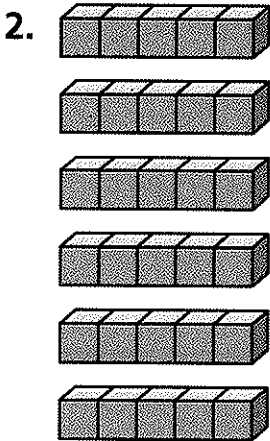
✓ Checkpoint

Concepts and Skills

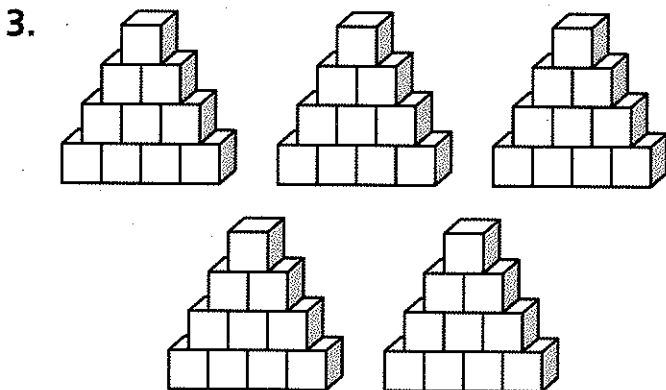
Complete the sentence to show how many in all.



_____ groups of _____ is _____ in all.



_____ groups of _____ is _____ in all.



_____ groups of _____ is _____ in all.

Use counters. Draw to show your work.
Write how many in each group.

4. Place 14 counters in 2 equal groups.

_____ counters in each group

Use counters. Draw to show your work.
Write how many groups.

5. Place 12 counters in groups of 2.

_____ groups

Solve the problem.

6. Mrs. Owen puts 3 flowers in each vase.
How many flowers are in 4 vases?

- 7
- 9
- 12
- 16


Hour Before and Hour After

Essential Question: How do you tell the time 1 hour before and 1 hour after a given time?

Model and Draw

For these times, the minute hand points to the same place. The hour hands point to different numbers.

The time is 8:00.

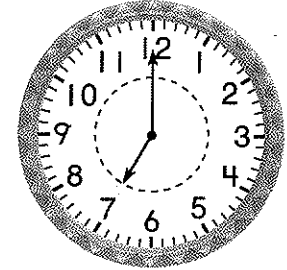


The hour hand points to 8.

1 hour before

7:00


The hour hand points to 7.




1 hour after

9:00

The hour hand points to 9.




Share and Show



Write the time shown on the clock. Then write the time 1 hour before and 1 hour after.

1.

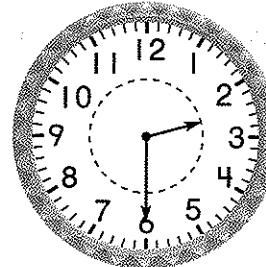


 1 hour before

 1 hour after



2.



 1 hour before

 1 hour after




Math Talk How are the hands on a clock that shows 8 o'clock the same as the hands on a clock 1 hour after? How are they different?

On Your Own


Write the time shown. Then write the time 1 hour before and 1 hour after.

3.




1 hour before

1 hour after




4.




1 hour before

1 hour after




5.




1 hour before

1 hour after

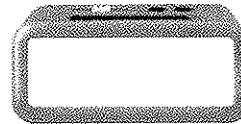


6.



1 hour before

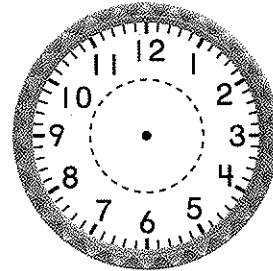
1 hour after



PROBLEM SOLVING

REAL WORLD

7. Tim feeds the cat 1 hour after 7:00.
Draw the hour hand and the minute hand to show 1 hour after 7:00. Then write the time.



Tim needs to feed the cat at _____.



TAKE HOME ACTIVITY • Ask your child what the time will be 1 hour after 3:30. What time was it 1 hour before 3:30? Have your child tell you how he or she knows.

Name _____

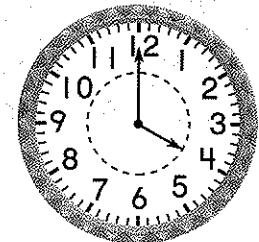
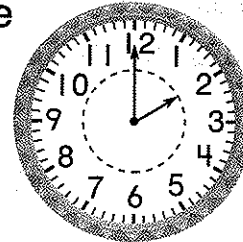
Elapsed Time in Hours

Essential Question How do you find the number of hours between two times?

Model and Draw

Baseball practice starts at 2:00. Everyone leaves practice at 4:00. How long does baseball practice last?

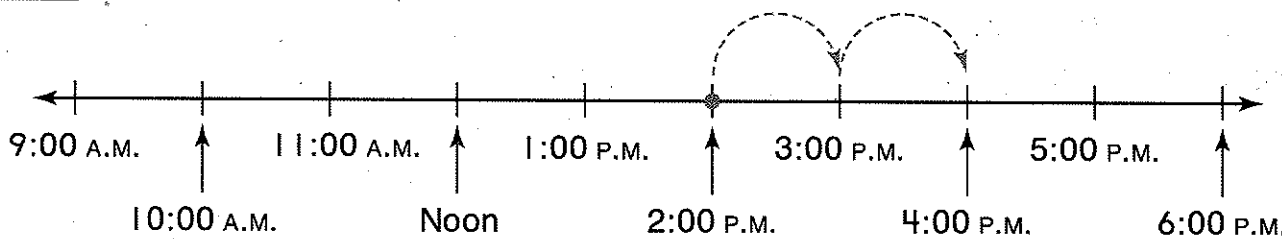
Use the time line to count how many hours passed from 2:00 P.M. to 4:00 P.M.




_____ hours

Starts at 2:00

Ends at 4:00



Share and Show



Use the time line above. Solve.

1. The game starts at 3:00 P.M. It ends at 6:00 P.M. How long does the game last?

_____ hours

2. The plane leaves at 10:00 A.M. It arrives at 2:00 P.M. How long is the plane trip?


_____ hours

3. Max goes out at 2:00 P.M. He comes back in at 5:00 P.M. For how long was Max out?

_____ hours

4. Art class starts at 9:00 A.M. It ends at 11:00 A.M. How long is the art class?


_____ hours



Math Talk Describe how you used the time line for Exercise 2.

On Your Own

Use the time line below. Solve.



5. Paul's baby sister goes to sleep at 4:00 P.M. She wakes up at 6:00 P.M. How long does the baby sleep?

_____ hours

6. Julia goes to a friend's house at noon. She comes home at 3:00 P.M. How long is Julia gone?

_____ hours

7. Jeff starts raking leaves at 11:00 A.M. He stops at 1:00 P.M. How long does Jeff rake leaves?

_____ hours

8. Mom and Carrie arrive at the shopping mall at 1:00 P.M. They leave at 5:00 P.M. How long are they at the mall?

_____ hours

PROBLEM SOLVING

REAL WORLD

Solve. Draw or write to explain.

9. Mr. Norton writes the time for classes on the board.

| Class | Time |
|---------|------------|
| Math | 8:30 A.M. |
| Reading | 9:30 A.M. |
| Music | 11:30 A.M. |

How long will reading class last?

_____ hours



TAKE HOME ACTIVITY • Ask your child how much time passes between 4:30 and 7:30. Have your child explain how he or she arrived at the answer.

Elapsed Time in Minutes



Essential Question How do you find the number of minutes between two times?

Model and Draw

You can use subtraction if the times are within the same hour.

Ken starts cleaning his room at 3:15 P.M. He finishes at 3:35 P.M. How long does it take Ken to clean his room?


$$\begin{array}{r} 35 \\ - 15 \\ \hline 20 \end{array}$$



Starts at 3:15 P.M. Ends at 3:35 P.M.

So it takes Ken 20 minutes.

Share and Show



Subtract to solve. Show your work.

1. Leah starts eating lunch at 12:10 P.M. She finishes at 12:25 P.M. How long does it take for Leah to eat lunch?

_____ minutes

2. Kwan gets on the school bus at 8:10 A.M. He gets to school at 8:55 A.M. How long is Kwan's bus ride?

_____ minutes


3. Carla takes her dog to the park at 2:05 P.M. She gets back at 2:40 P.M. How long does Carla walk her dog?

_____ minutes

4. Ethan starts his spelling homework at 6:25 P.M. He finishes at 6:45 P.M. How long does Ethan work on his spelling?

_____ minutes

Math Talk How could you check your answers by looking at a clock?



On Your Own

Subtract to solve. Show your work.

5. Mrs. Hall puts a pizza in the oven at 6:10 P.M. She takes it out at 6:30 P.M. How long does the pizza bake?

_____ minutes

6. The reading test starts at 1:10 P.M. Everyone must stop at 1:25 P.M. How long do the children have to take their test?

_____ minutes

7. Kelly starts drawing at 8:15 P.M. She finishes her picture at 8:40 P.M. How long does Kelly draw?

_____ minutes

8. Tony starts reading at 4:30 P.M. He stops reading at 4:45 P.M. How long does Tony read?

_____ minutes

PROBLEM SOLVING REAL WORLD

Show how to use subtraction to solve.

9. Mr. West gets to the bus stop at 9:05 A.M. He looks at the bus schedule.

| Bus Arrival Times |
|-------------------|
| 8:30 A.M. |
| 9:30 A.M. |
| 10:30 A.M. |

How long will Mr. West need to wait for a bus?

_____ minutes



TAKE HOME ACTIVITY • Have your child track how many minutes it would take to do math homework if he or she starts at 5:15 P.M. and stops at 5:45 P.M.

Name _____


Capacity • Nonstandard Units

Essential Question How can you measure how much a container holds?


Model and Draw

Use a scoop and rice to estimate and measure how much a can holds.




- Estimate how many scoops the can holds.
- Fill a scoop with rice or water.
- Pour it into the can.
- Repeat until the can is full. Keep track of the number of scoops.




Share and Show



How many scoops does the container hold?
Estimate. Then measure.




| Container | Estimate | Measure |
|--|-------------------|-------------------|
| 1.  mug | about ____ scoops | about ____ scoops |
| 2.  vase | about ____ scoops | about ____ scoops |
| 3.  paper cup | about ____ scoops | about ____ scoops |



Math Talk Explain how you can tell which of the containers on this page is the largest.

On Your Own

How many scoops does the container hold?
Estimate. Then measure.

| Container | Estimate | Measure |
|--|-------------------|-------------------|
| 4.  jar | about ____ scoops | about ____ scoops |
| 5.  milk carton | about ____ scoops | about ____ scoops |
| 6.  bowl | about ____ scoops | about ____ scoops |

PROBLEM SOLVING REAL WORLD

Solve.

7. The red bowl holds 5 scoops of rice. The blue bowl holds twice as much rice as the red bowl. How many scoops of rice do the two bowls hold in all?

_____ scoops in all



TAKE HOME ACTIVITY • Have your child use a paper cup to estimate how much various containers hold. Then check his or her estimate by measuring how much each container holds.

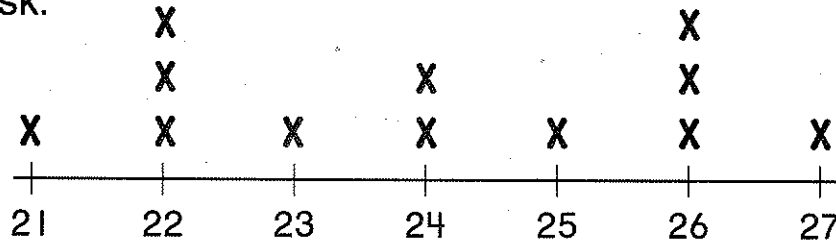
Describe Measurement Data

Essential Question What measurement data can a line plot show?

Model and Draw

A line plot shows data on a number line.

Each X on this line plot stands for the length of 1 desk.



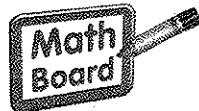
Lengths of Our Desks in Inches

12 desks were measured.
Two desks are 26 inches long.

The longest desk is 27 inches long.

The shortest desk is 21 inches long.

Share and Show



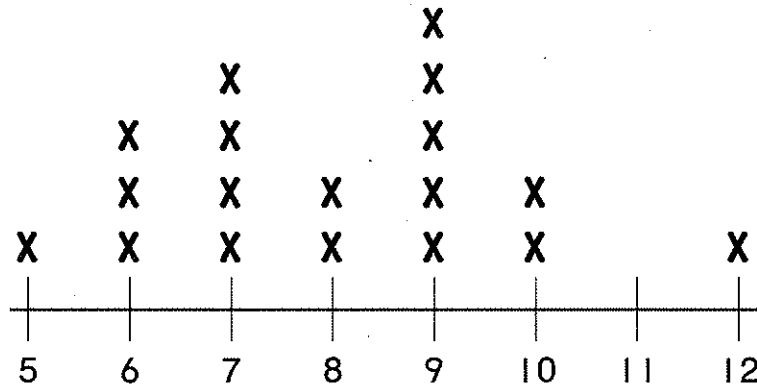
Write 3 more sentences to describe what the line plot above shows.

1. _____
2. _____
3. _____



Math Talk Suppose you measured another desk. If the desk was 23 inches long, how could you show this on the line plot above?

On Your Own



Lengths of Our Classroom Books in Inches

Use the line plot to answer the questions.

4. How many books are 9 and 10 inches in length?

_____ books

5. What is the difference in length between the shortest and longest book?

_____ inches

Write another question you can answer by looking at the line plot. Answer your question.

6. Question _____

Answer _____

PROBLEM SOLVING

REAL WORLD

7. Look at the table to the right. It shows Tom's books and their lengths. Add the data for the books to the line plot at the top of the page.

| Book | Length |
|----------|-----------|
| Reading | 11 inches |
| Math | 12 inches |
| Spelling | 9 inches |



TAKE HOME ACTIVITY • Ask your child to explain how to read the line plot on this page.


Name _____

✓ Checkpoint

Concepts and Skills

Write the time shown on the clock. Then write the time 1 hour before and 1 hour after.


1.



1 hour before _____

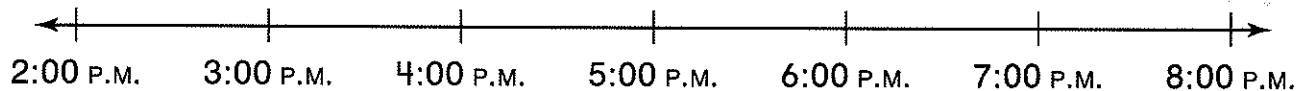

1 hour after _____

2.



1 hour before _____

1 hour after _____



Use the time line above. Solve.

3. A movie begins at 2:00 P.M. It is over at 5:00 P.M.

How long is the movie?

_____ hours

4. Madison arrives at a friend's house at 3:00 P.M.

She leaves at 7:00 P.M. How long does she stay?

_____ hours

Subtract to solve. Show your work.

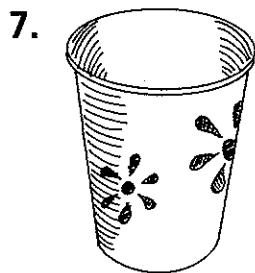
5. Will arrives at the library at 1:15 P.M.
He leaves at 1:50 P.M. How long is
Will at the library?

_____ minutes

6. Andrew begins reading at 3:20 P.M.
He stops reading at 3:45 P.M.
How long did Andrew read?

_____ minutes

How many scoops does the container hold? Estimate. Then measure.

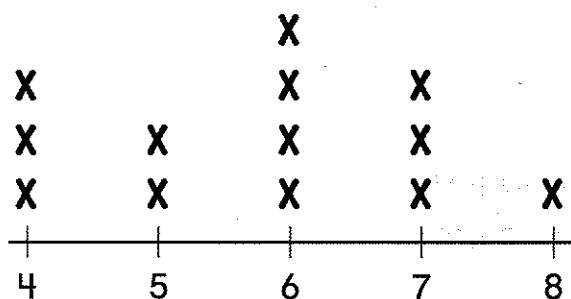


plastic cup

Estimate: about _____ scoops

Measure: about _____ scoops

8. What is the difference in height between the
shortest and tallest plants?




Heights of Plants in Inches

- 3 inches
 4 inches
 5 inches
 6 inches


Fraction Models: Thirds and Sixths

Essential Question How can you identify thirds and sixths?

Model and Draw



3 equal parts or 3 thirds



6 equal parts or 6 sixths



1 part of 3 equal parts or


1 third




1 part of 6 equal parts or

1 sixth

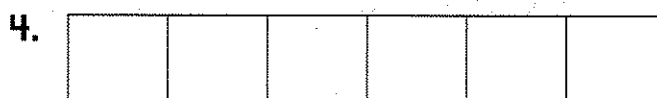
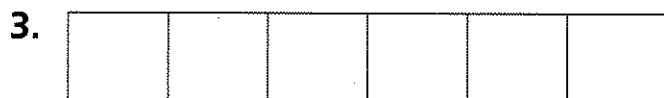
Share and Show



Color the strips. Show two different ways to show $\frac{1}{3}$.



Color the strips. Show two different ways to show $\frac{1}{6}$.



Math Talk How are 3 thirds and 6 sixths alike?

On Your Own

Color the strips. Show two different ways to show $\frac{2}{3}$.

5.

| | | |
|--|--|--|
| | | |
|--|--|--|

6.

| | | |
|--|--|--|
| | | |
|--|--|--|

Color the strips. Show two different ways to show $\frac{2}{6}$.

7.

| | | | | | |
|--|--|--|--|--|--|
| | | | | | |
|--|--|--|--|--|--|

8.

| | | | | | |
|--|--|--|--|--|--|
| | | | | | |
|--|--|--|--|--|--|

Color the strips. Show two different ways to show $\frac{3}{6}$.

9.

| | | | | | |
|--|--|--|--|--|--|
| | | | | | |
|--|--|--|--|--|--|

10.

| | | | | | |
|--|--|--|--|--|--|
| | | | | | |
|--|--|--|--|--|--|

PROBLEM SOLVING REAL WORLD

Solve. Write or draw to explain.

11. A sub sandwich is cut into sixths. Tim eats two parts of the sandwich. How many parts are left?

_____ parts left



TAKE HOME ACTIVITY • Have your child draw a picture that shows a slice of cheese divided into thirds.

Name _____

Fraction Models: Fourths and Eighths

Essential Question How can you identify fourths and eighths?

Model and Draw




4 equal parts or 4 fourths



8 equal parts or 8 eighths




1 part of 4 equal parts or
1 fourth





1 part of 8 equal parts or
1 eighth

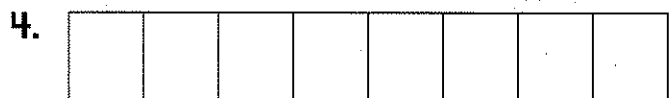
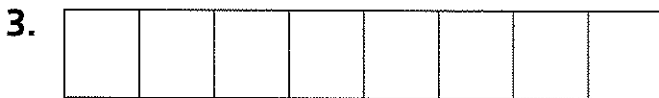
Share and Show




Color the strips. Show two different ways to show 1 fourth.



Color the strips. Show two different ways to show 1 eighth.



© Houghton Mifflin Harcourt Publishing Company



Math Talk How are 4 fourths and 8 eighths alike?

On Your Own

Color the strips. Show two different ways to show 2 fourths.

5.

| | | | |
|--|--|--|--|
| | | | |
|--|--|--|--|

6.

| | | | |
|--|--|--|--|
| | | | |
|--|--|--|--|

Color the strips. Show two different ways to show 3 eighths.

7.

| | | | | | | | |
|--|--|--|--|--|--|--|--|
| | | | | | | | |
|--|--|--|--|--|--|--|--|

8.

| | | | | | | | |
|--|--|--|--|--|--|--|--|
| | | | | | | | |
|--|--|--|--|--|--|--|--|

Color the strips. Show two different ways to show 5 eighths.

9.

| | | | | | | | |
|--|--|--|--|--|--|--|--|
| | | | | | | | |
|--|--|--|--|--|--|--|--|

10.

| | | | | | | | |
|--|--|--|--|--|--|--|--|
| | | | | | | | |
|--|--|--|--|--|--|--|--|

PROBLEM SOLVING

REAL

WORLD

Solve. Write or draw to explain.

11. A loaf of bread is cut into eighths. Jake uses 2 parts to make his lunch. Fran uses 3 parts to make her lunch. How many parts of the loaf are left?

_____ parts left



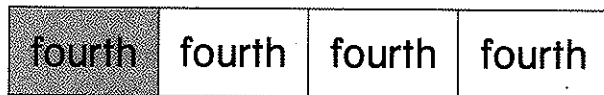
TAKE HOME ACTIVITY • Have your child draw a picture to show a slice of cheese divided into fourths.

Name _____

Compare Fraction Models


Essential Question How can you use fraction models to make comparisons?

Model and Draw

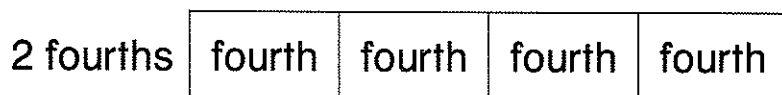



1 fourth < 1 half

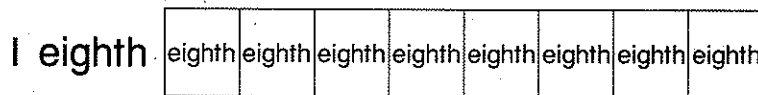
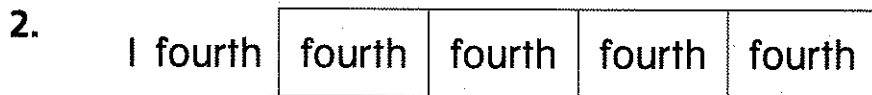
Share and Show



Color to show the fractions. Write $<$, $=$, or $>$.



1 half ○ 2 fourths



1 fourth ○ 1 eighth

© Houghton Mifflin Harcourt Publishing Company



Math Talk Look at the strips above. Is 1 half greater than or less than 3 fourths? How do you know?

On Your Own

Color to show the fractions. Write $<$, $=$, or $>$.

3. 1 third

| | | |
|-------|-------|-------|
| third | third | third |
|-------|-------|-------|

1 sixth

| | | | | | |
|-------|-------|-------|-------|-------|-------|
| sixth | sixth | sixth | sixth | sixth | sixth |
|-------|-------|-------|-------|-------|-------|

1 third 1 sixth

4. 3 sixths

| | | | | | |
|-------|-------|-------|-------|-------|-------|
| sixth | sixth | sixth | sixth | sixth | sixth |
|-------|-------|-------|-------|-------|-------|

1 half

| | |
|------|------|
| half | half |
|------|------|

3 sixths 1 half

PROBLEM SOLVING REAL WORLD

Solve. Draw to show your answer.

5. Barry cut a cheese stick into halves and ate a half. Marcy cut a cheese stick into fourths and ate a fourth. Which child ate more cheese?

| |
|--|
| |
|--|

| |
|--|
| |
|--|

_____ ate more.



TAKE HOME ACTIVITY • Ask your child to draw a picture that shows a square divided into fourths.

Name _____

Checkpoint

Concepts and Skills

Color the strips. Show two different ways to show $\frac{1}{3}$.

1.

| | | |
|--|--|--|
| | | |
|--|--|--|

2.

| | | |
|--|--|--|
| | | |
|--|--|--|

Color the strips. Show two different ways to show $\frac{2}{6}$.

3.

| | | | | | |
|--|--|--|--|--|--|
| | | | | | |
|--|--|--|--|--|--|

4.

| | | | | | |
|--|--|--|--|--|--|
| | | | | | |
|--|--|--|--|--|--|

Color the strips. Show two different ways to show $\frac{2}{4}$.

5.

| | | | |
|--|--|--|--|
| | | | |
|--|--|--|--|

6.

| | | | |
|--|--|--|--|
| | | | |
|--|--|--|--|

Color the strips. Show two different ways to show $\frac{4}{8}$.

7.

| | | | | | | | |
|--|--|--|--|--|--|--|--|
| | | | | | | | |
|--|--|--|--|--|--|--|--|

8.

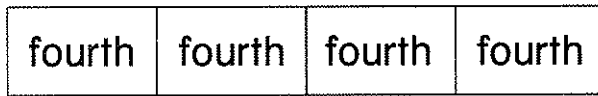
| | | | | | | | |
|--|--|--|--|--|--|--|--|
| | | | | | | | |
|--|--|--|--|--|--|--|--|

Color to show the fractions. Write $>$, $<$, or $=$.

9. 1 half

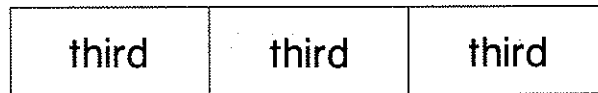


3 fourths

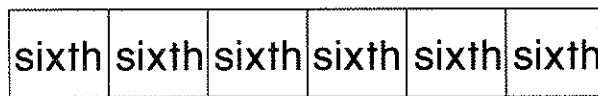


1 half 3 fourths

10. 1 third



2 sixths



1 third 2 sixths

11. A pizza has 6 slices. Six friends share the pizza equally.
What fraction of the pizza does each friend eat?

- 1 third
- 2 thirds
- 1 sixth
- 2 sixths

